

Welcome to...

CAMBRIDGE JUNCTION

This resource is intended to help prepare audiences for a new experience.

Arriving at Cambridge Junction

This is the outside of Cambridge Junction.



When you arrive, enter through these doors.

When you get inside Cambridge Junction you will see the Box Office. This is where visitors can pick up or buy tickets for shows. If you have any questions about a show or the venue, you can go here.




General Building Information:

This is the foyer. The foyer is the area you are in before you enter the auditorium and during the performance you can come out and sit here and return at any point. This is also the area you can come to during the interval.



This is our bar where you can buy drinks, snacks and ice cream.



At any point during your visit you can ask for help from our Box Office, Stewards, and Events Team. They will be around the building to help you into the auditorium, scan your tickets, serve you at the bar and assist with any of your needs.

You will see them in red tshirts or hoodies that look like this



J2:

There are 3 entrances into the J2 auditorium.

The right hand side of the bar, up the stairs.



The left hand side of the bar, up the stairs.




The corridor to right hand side of the box office (flat floor entrance)



This is the inside of the auditorium (J2). Inside the auditorium there are two rows of balconies and some floor seats. This is where you will sit to watch the performance.



J2 Toilets: The downstairs toilets are located along the corridor to the right hand side of the box office.



The accessible and baby change toilet, downstairs, is located to the right hand side of the main staircases into J2.




There are also toilets located upstairs on the balcony level.

Once you've walked up the stairs on either side of the bar, turn left and walk through these doors.



Toilets with 5 cubicles and sinks inside (green door) are located on the right hand side, along with the accessible toilet.



If you continue through the doors, there is a toilet with a blue door which has urinals and cubicles inside.



J3:

The entrance to J3 is located on the left hand side of the box office, through these doors.



Inside J3 is a large, studio/theatre space.



There is also a fully accessible toilet with hoists and grab rails located in J3. Please make sure to ask a member of staff at box office if you need to access it.

Inside the J3 accessible toilet.



Accessing the Lift:

The lift is in the corner of the foyer on the right hand side (when facing the bar). It is surrounded by a big blue wall.



Inside the lift you will see these buttons. Press this one to go up to the balcony/mezzanine

Chill-out Space – this is only available for a few events. Please see specific event information for details.

When you arrive at the top of the stairs or walk out of the lift, you will see the mezzanine area.

Top of the stairs



Directly in front of you is 'the Hub'. This will have a chill-out space sign on the door. This is a room you can come to at any stage during your time in the venue to get away from the crowd, take a break, or just to 'chill-out'.



J1:

This is the outdoor entrance to J1.




This is the entrance foyer where your bag will be searched and your tickets will be scanned.





The first entrance to the auditorium is on the first left after the box office.

To get to the cloakroom you need to walk under the 'Welcome to Cambridge Junction' sign and go through the doors. Here you can drop off your bag and coat. There is a fee of £2 per item and can be paid with cash or card.



At the end of the corridor, turn left, and there is a second entrance to the auditorium.

If you turn right you will see the accessible toilet and the lift.



When you walk through the auditorium entrance doors, you will enter the main area. This is where the event will take place.

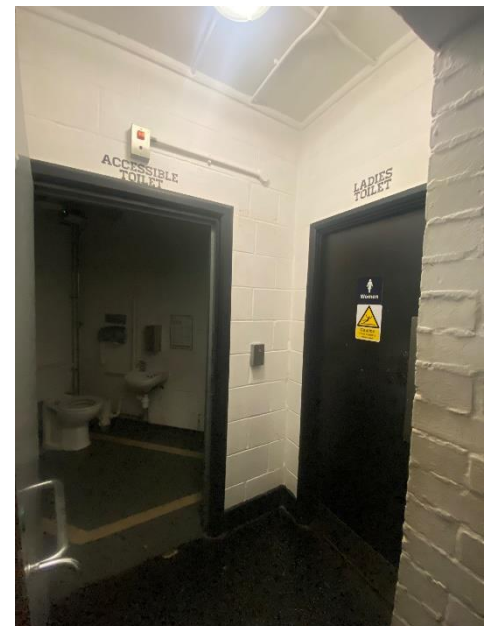


Exit via this door to go outside or go to the smoking area.

To the right as you enter the auditorium, you will see the bar and two toilet entrances. The entrance with the orange door has cubicles and sinks in. The entrance with the blue door has urinals, cubicles and sinks in.



There are more toilets on the other side of the auditorium.
This is the entrance corridor to the ladies and accessible toilets.



This is the entrance to the mens toilets. The entrance is behind you if you are facing the stage.

